



CAPESTHORNE
CORPORATE



Appearances count ... but there are times when appearances *really* count

The distinctive Jacobean style house with delightful gardens and lakes is set in over 100 acres of parkland. The elegant interior and photogenic gardens make Capesthorne an ideal venue for anyone wanting to create the right impression. Wi Fi facilities are available.

For companies needing an exclusive country location there can be few more prestigious corporate venues.

Capesthorne Corporate successfully blends the 17th century Jacobean Hall with versatile facilities for all your business needs. Clients have access to a private stately home and its stunning woodland, parkland and lakes with an option to choose from a range of bespoke corporate activities and themed events.

Our experienced events team is on hand throughout. They will take as little, or as much, responsibility as you wish and will ensure that your event is a success from beginning to end.

A whole variety of differing combinations are available offering facilities for:

Product
Launches



Classic Car
Shows



Meetings/
Seminars



Concerts



Dining



Festivals



Exhibitions



Duathlons





THE HALL

A Jacobean style mansion which has been home to the Bromley-Davenport family since 1726. The distinctive turreted red brick Hall, looking out over its estate, is part of a rich heritage of English history. The hall is ideal for drinks receptions/dinners/board meetings/product launches and includes:

Exclusive use of the Hall, to include the Entrance Hall, Queen Anne Room, Sculpture Gallery, Saloon and Drawing Room.

Floral arrangements in the Hall (provided courtesy of Lady Bromley-Davenport)

Access to the terrace overlooking the West Lawn for drinks

General viewing of first floor exhibition rooms giving your guests further insight into the history of Capesthorpe

Capacity: Hall up to 150 for a formal dinner.

Use of 100 acres of picturesque gardens, parkland and lakes for guests to enjoy

Ample free car parking





CAPESTHORPE CORPORATE

LAKESIDE WING

Can be used jointly or independently from the main hall. There are spectacular views out towards the formal gardens and lakes. This area has a more modern feel encompassing the bar area, separate Bromley Room, and Lakeside Garden Room which opens up into an attached marquee. For evening functions the marquee has effect lighting, impressive chandelier and dance floor.



Capacity: up to 160 for formal dining

THEATRE

Quirky 19th century family theatre seating for 150



OUTSIDE


Over 100 acres of picturesque gardens, parkland and lakes are available for a variety of uses.



The Grounds can be used for special event days, ride & drive days, concerts, festivals and much more.

For larger events, a marquee could be sited in the grounds.

The Hall can then be used to host a drinks reception for a couple of hours prior to guests departing to the marquee.



MAIN HALL

Rooms	Dimensions (M) Length x width x height	Capacity	Features
Entrance Hall	13.4 x 6.7 x 4.6	50	2 x 13amp sockets, open fire
Sculpture Gallery	14.9 x 3 x 5.2	50	3 x 13 amp sockets
Saloon	12.2 x 7.6 x 5.2	Drinks reception 80	12 x 13 amp sockets, door to terrace & west lawn
Queen Anne Room	10.7 x 7.9 x 5.2	Dining 80 Theatre style 100 Board Room 30	10 x 13 amp sockets, open fire
Drawing Room	15.5 x 6.4 x 5.5	Dining 70 Theatre style 100	4 x 13 amp sockets, grand piano

LAKESIDE WING



Garden Room	15 x 5 x 2.7	Dining 80	4 x 13 amp sockets, bar
Marquee	9.5 x 9 x 2 (highest 3.5)	Dining 80	6 x 13 amp sockets, mobile heating unit
Garden Room & Marquee		Theatre style 150	
Bromley Room	5.8 x 8.2 x 3	40	6 x 13 amp sockets

THEATRE

Auditorium	13.7 x 5.8	150	Stage lighting – 30 amp, 3 phase supply
------------	------------	-----	---



CAPESTHORPE
CORPORATE



GUIDELINE PRICING ONLY - Monday to Thursday (For weekend bookings please enquire)

Receptions / Dinners	2014	2015	2016
Hall Only	£2,950	£3,450	£3,950
Lakeside wing only	£1,950	£2,450	£2,950
Hall & Lakeside wing	£4,500	£5,500	£6,500

Lunches	2014	2015	2016
Hall Only	£1,950	£2,450	£2,950
Lakeside wing only	£1,450	£1,950	£2,450
Hall & Lakeside wing	£3,250	£4,250	£5,250

Day Delegate Rate	2014	2015	2016
Lakeside wing only *	£55	£65	£75
Hall Only *	£65	£75	£85

Park Hire Only

Front park & plantation field	2014	2015	2016
Up to 2,000 people	£2,000	£2,450	£2,950
Up to 4,000 people	£3,500	£4,000	£4,500

*Includes 2 course buffet lunch & access to grounds. Minimum numbers 50.

VAT to be added to all figures quoted



HALL—DAY DELEGATE PRICE INCLUDES (Minimum numbers 50)

Exclusive use of Drawing Room, Saloon and Queen Anne Room

Ample fee car parking

Tea/coffee and pastries on arrival

Mid-morning tea/coffee and homemade cookies

2 course buffet lunch

Afternoon tea/coffee and homemade cookies

Flip charts and pens

WI-FI facilities

Access to grounds

Guided tour available on request

LAKESIDE—DAY DELEGATE PRICE INCLUDES (Minimum numbers 50)

Exclusive use of Bromley Room, Garden Room and Lakeside Marquee

Ample fee car parking

Tea/coffee and pastries on arrival

Mid-morning tea/coffee and homemade cookies

2 course buffet lunch

Afternoon tea/coffee and homemade cookies

Flip charts and pens

WI-FI facilities

Access to grounds

Guided tour available on request

HIRE OF PARK

We can offer a range of team building and outdoor activities tailored to your specific requirements



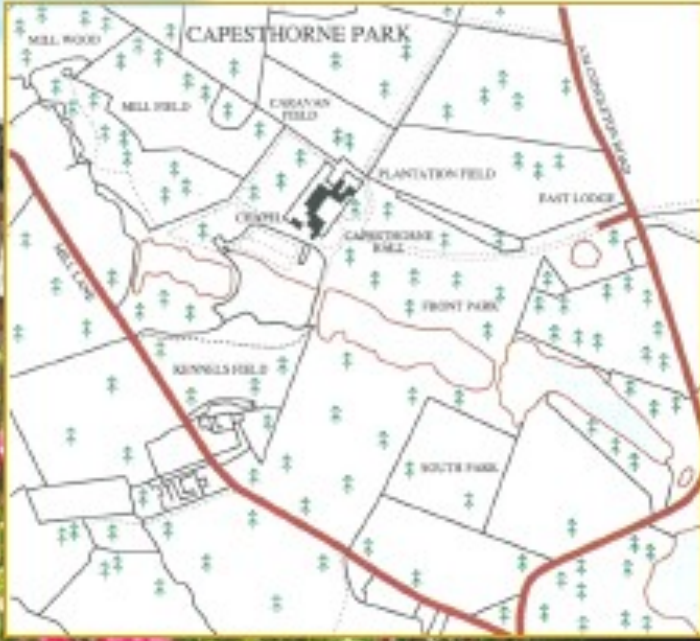
Park and Gardens

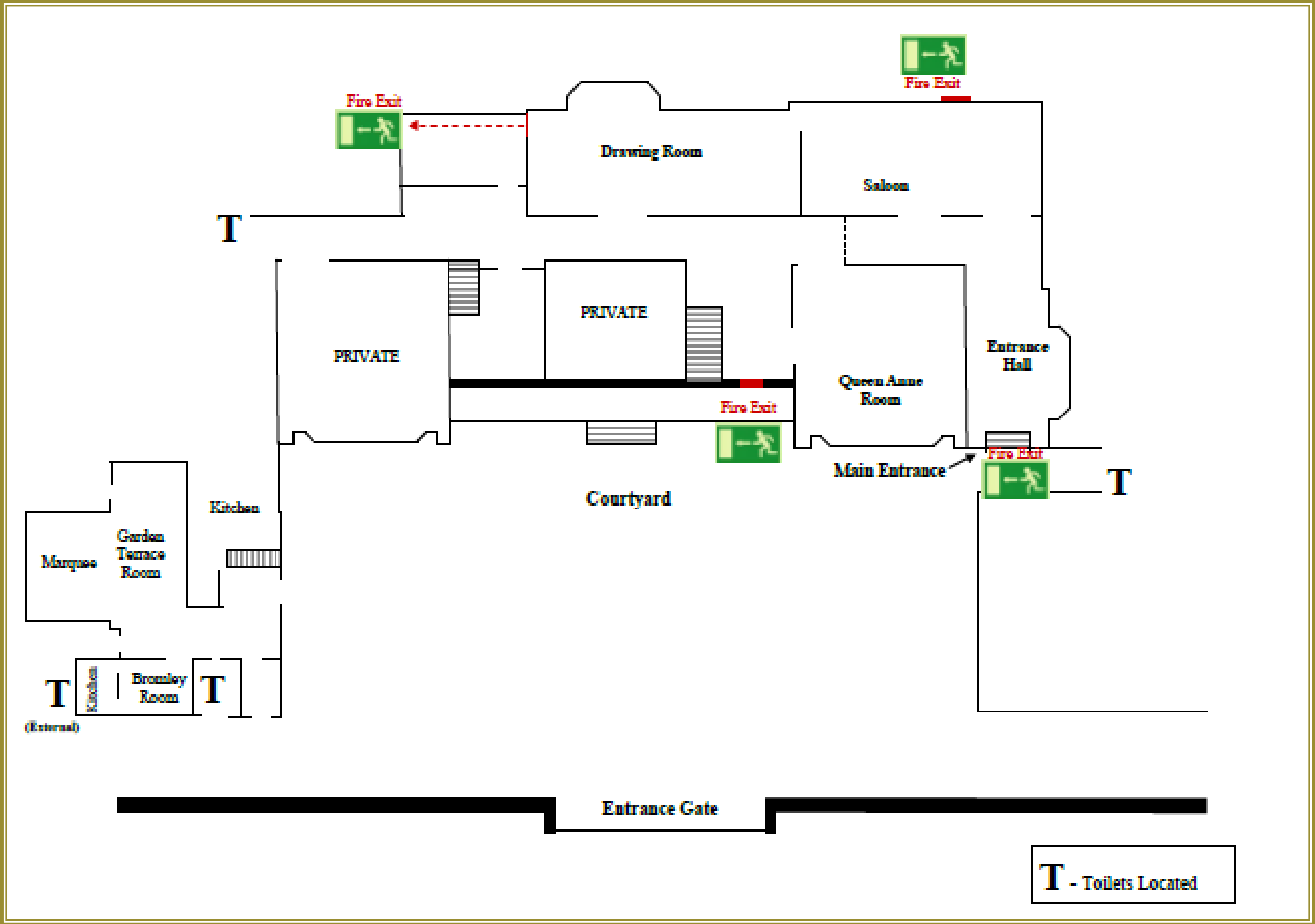
The parkland surrounding Capesthorne Hall is used for a variety of purposes—from corporate hospitality, staff incentives, specialist events to music concerts.

The areas available for booking offer a total of nearly 100 acres

Estate areas

- Front Park: direct access by hard road from A34 (19.07 acres)
- Plantation Field: entrance off main drive, exit via back drive. Mains water available (12.66 acres)
- Caravan field: exit to back drive, mains electricity and water available (4.5 acres)
- Mill Field: mains water available. Pedestrian access to west lawn (9.35 acres)
- Kennels Field: hard road access to Hall over bridge, for pedestrians only (7.65 acres)
- South Park: direct access to the A34 and Mill lane. Mains water available (44.34 acres)

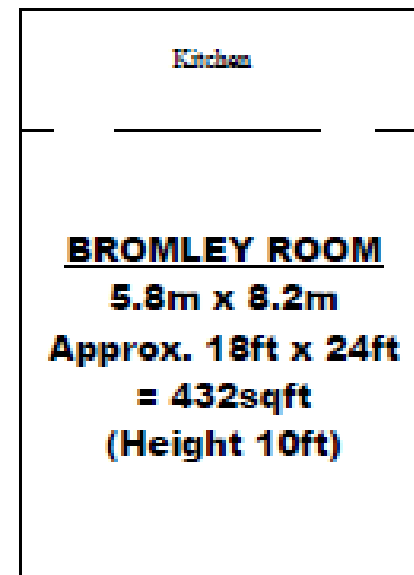






LAKE SIDE WING


3 areas let as one space




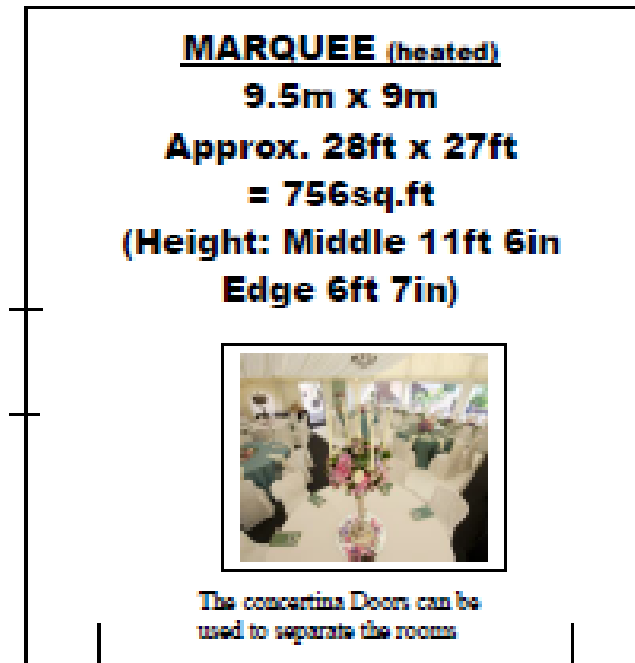
Entrance via courtyard



Terrace with outside seating




Kitchen

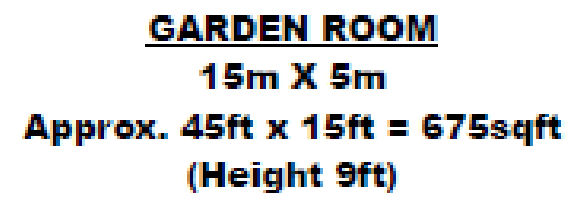


The concertina Doors can be used to separate the rooms

Views to lake



Entrance via ramp



Fern garden